

THALYS TRAIN LAYOUT

PREMIUM - COMFORT

(COMFORT 1)

As a general rule, depending on the season, the type of trains and the requirements, 2 coaches are reserved for Premium travellers during the week to better cater to the needs of business and frequent travellers (vs 1 Comfort coach).

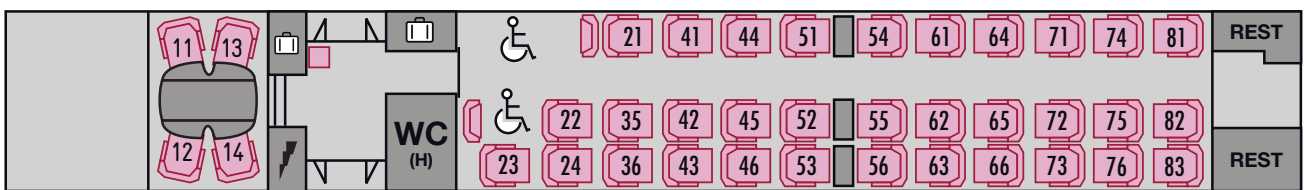


1 - 11 - 21

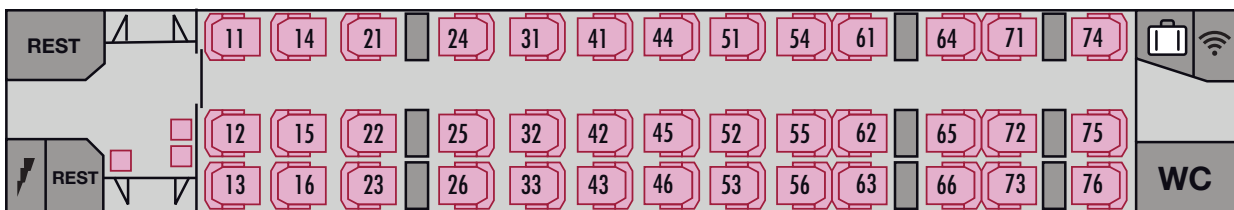
2 - 12 - 22

3 - 13 - 23

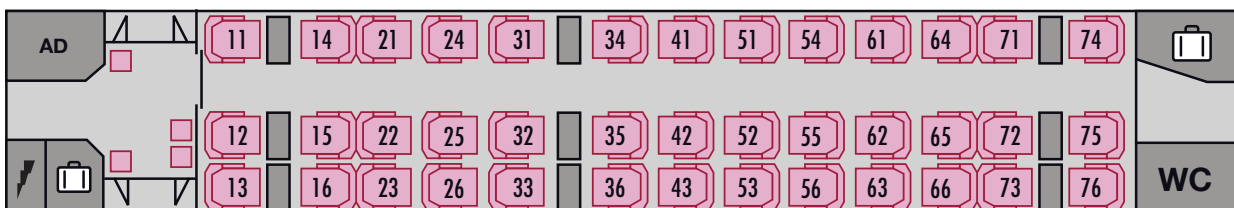
Coach 1 – 40 seats (37 seats - 2 disabled persons - 1 folding seat)



Coach 2 – 42 seats (39 seats - 3 folding seats)



Coach 3 – 43 seats (39 seats - 4 folding seats)



THALYS TRAIN LAYOUT STANDARD (COMFORT 2)



4 - 14 - 24

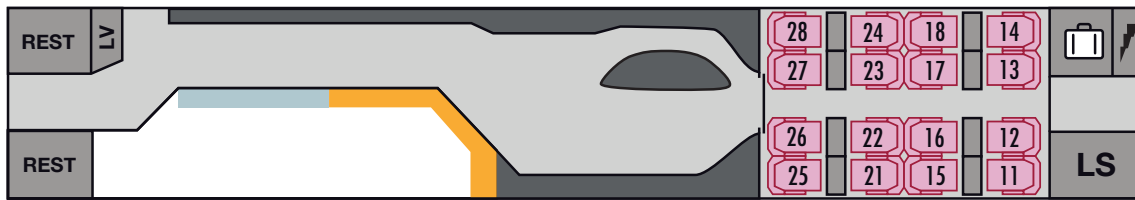
5 - 15 - 25

6 - 16 - 26

7 - 17 - 27

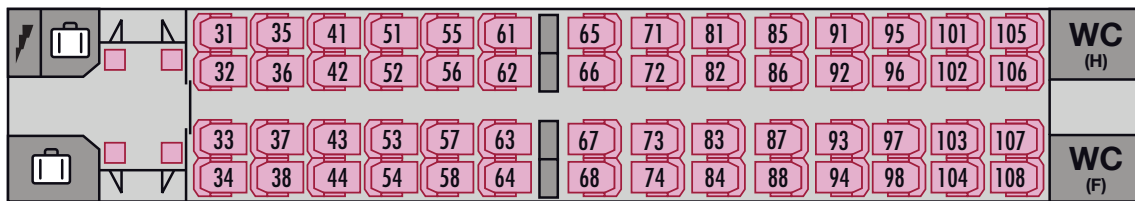
8 - 18 - 28

Coach 4* - Thalys Bar - 16 seats



* The reserved places in coach 4 are sold together with those in coach 5

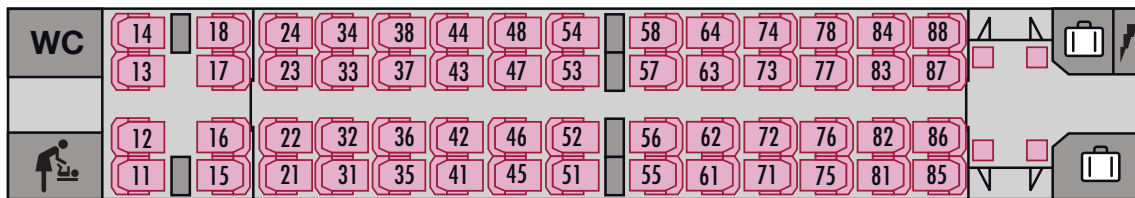
Coach 5 - 60 seats (56 seats - 4 folding seats)



Coach 6 - 60 seats (56 seats - 4 folding seats)



Coach 7 - 60 seats (56 seats - 4 folding seats)



Coach 8 - 75 seats (72 seats - 3 folding seats)

